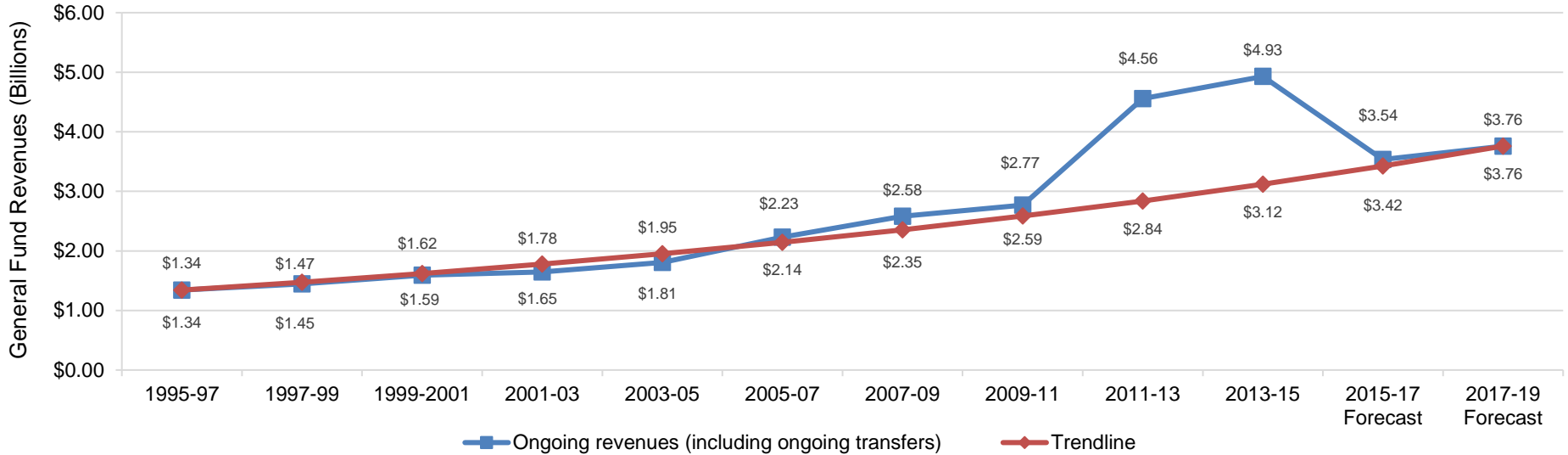


## GENERAL FUND REVENUE TRENDS

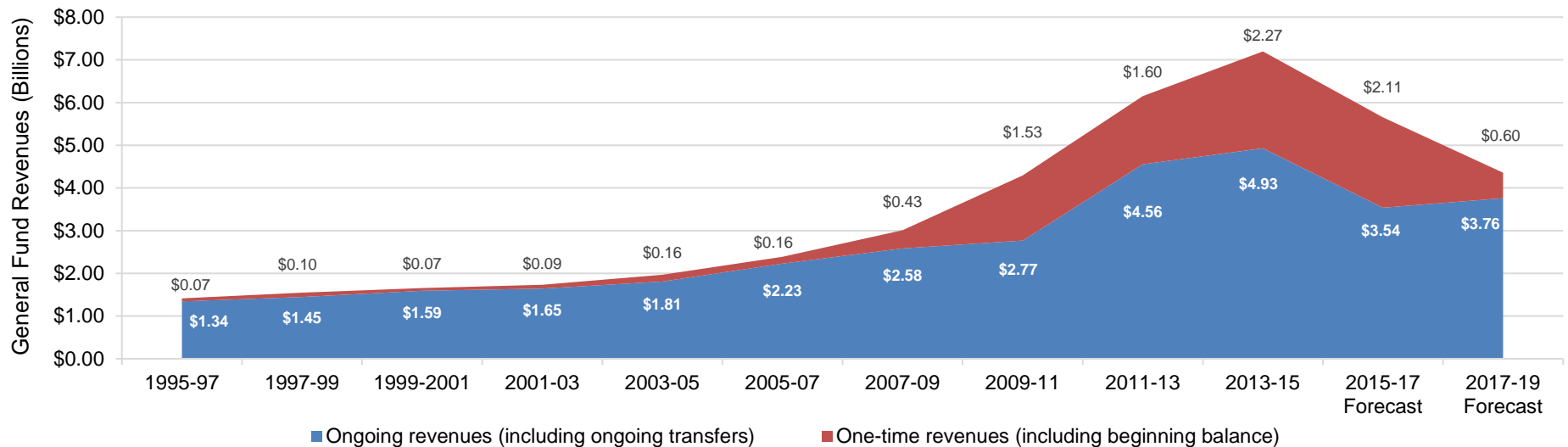
### ONGOING GENERAL FUND REVENUES

The schedule below provides information on ongoing general fund revenues, including ongoing general fund transfers, for the 1995-97 biennium through the 2017-19 biennium forecast. The trendline reflects biennial growth of 9.8 percent, or approximately 4.8 percent annual growth.



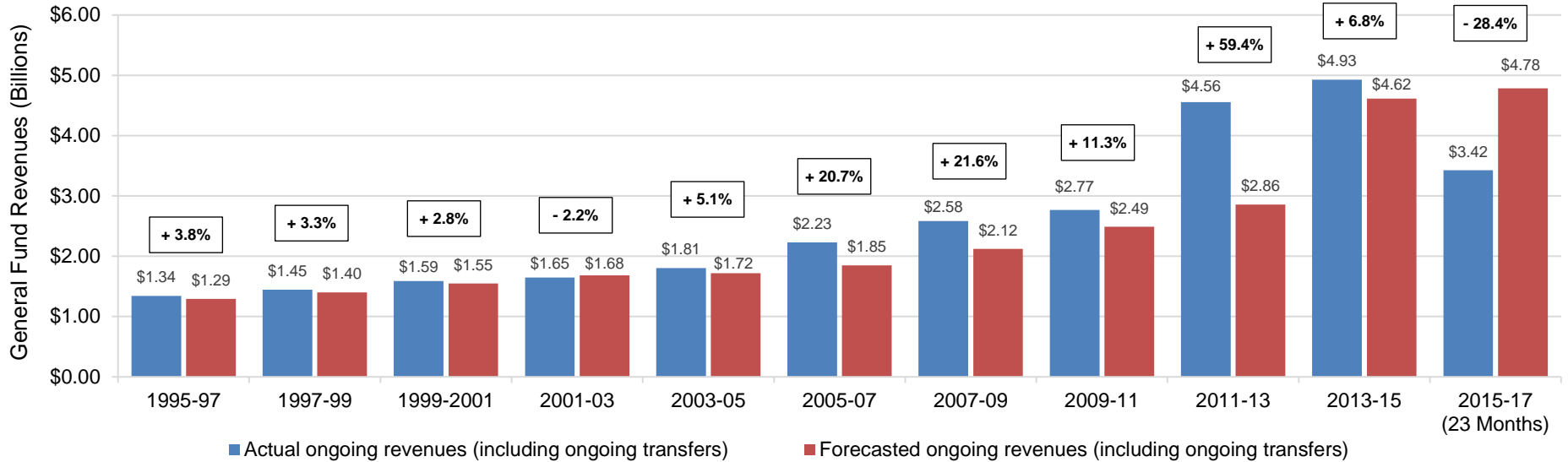
### ONGOING AND ONE-TIME GENERAL FUND REVENUES

The schedule below provides information on ongoing and one-time general fund revenues for the 1995-97 biennium through the 2017-19 biennium forecast.



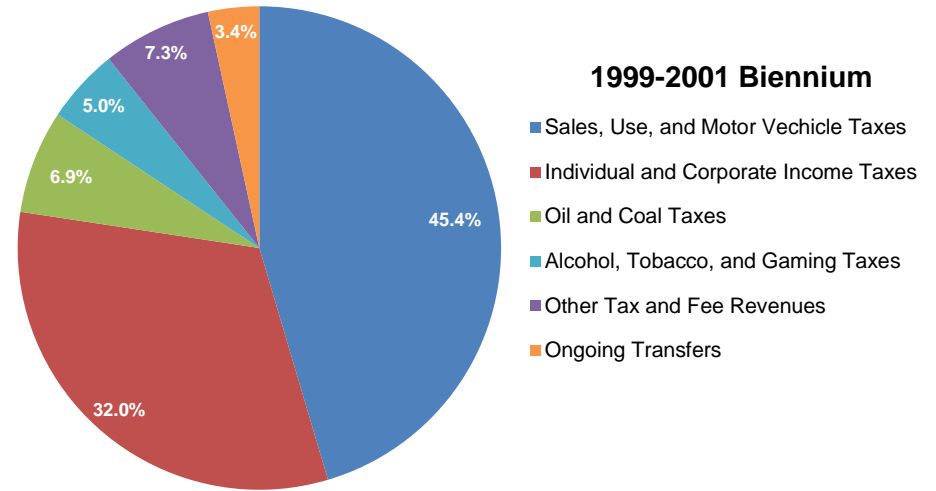
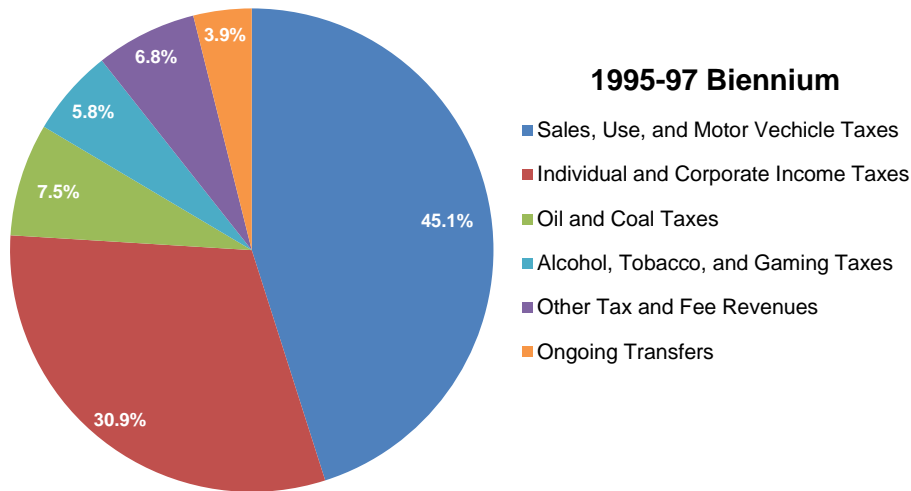
### ACTUAL AND FORECASTED ONGOING GENERAL FUND REVENUES

The schedule below provides information on actual and forecasted ongoing general fund revenues for the 1995-97 biennium through the 2013-15 biennium. The forecasted amounts reflect the legislative revenue forecasts prepared at the end of each regular legislative session for the next biennium.



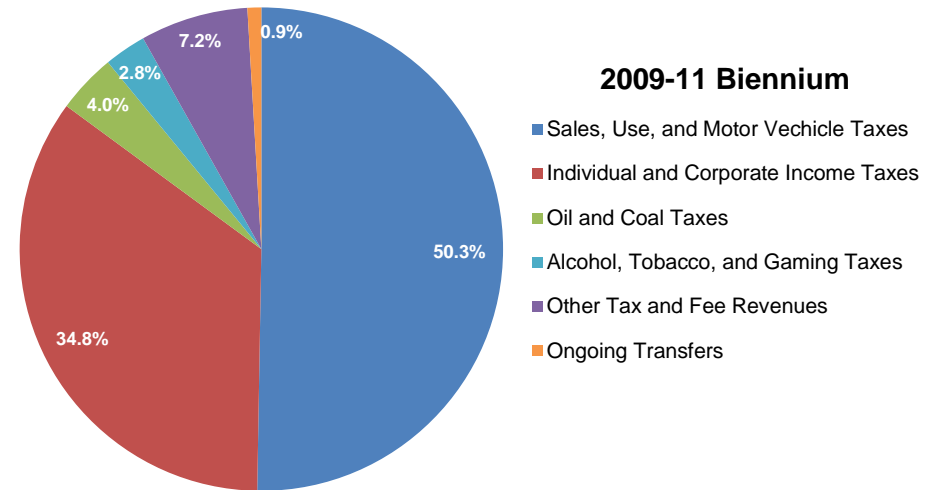
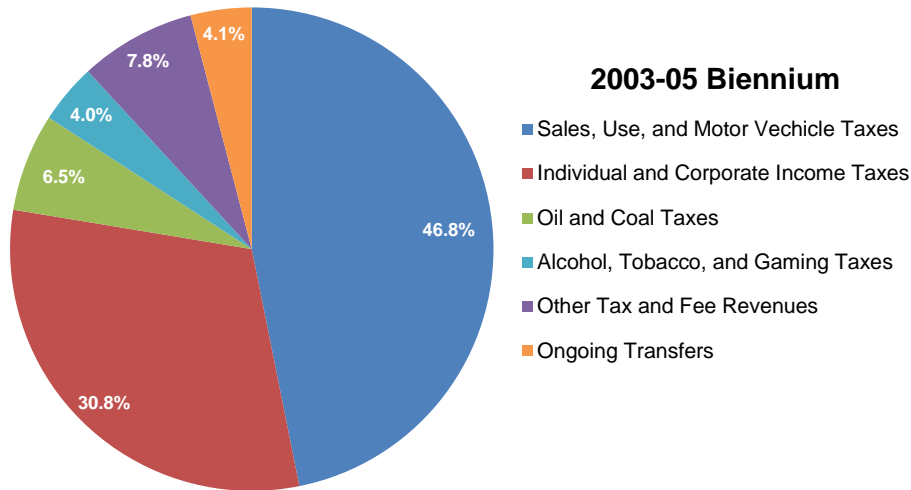
### MAJOR SOURCES OF ONGOING GENERAL FUND REVENUES - 1995-97 AND 1999-2001 BIENNIUMS

The schedules below provides information on ongoing general fund revenues by major source for the 1995-97 biennium and the 1999-2001 biennium.



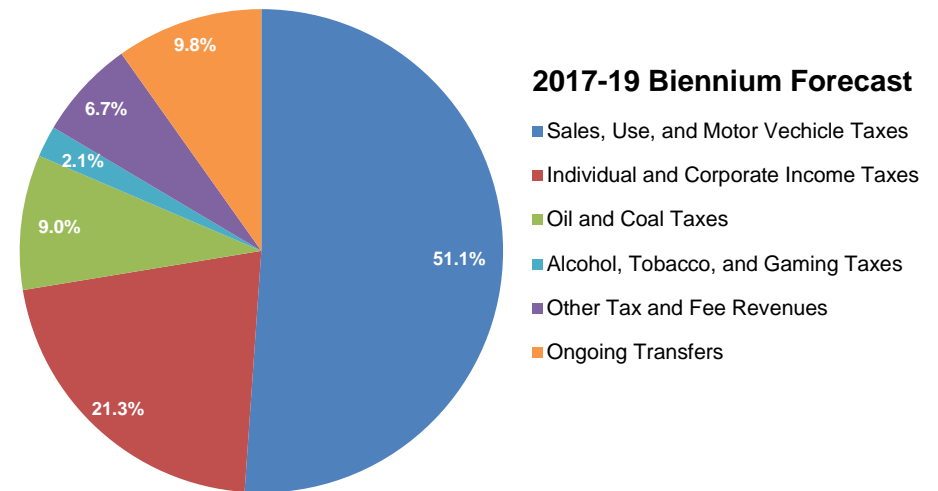
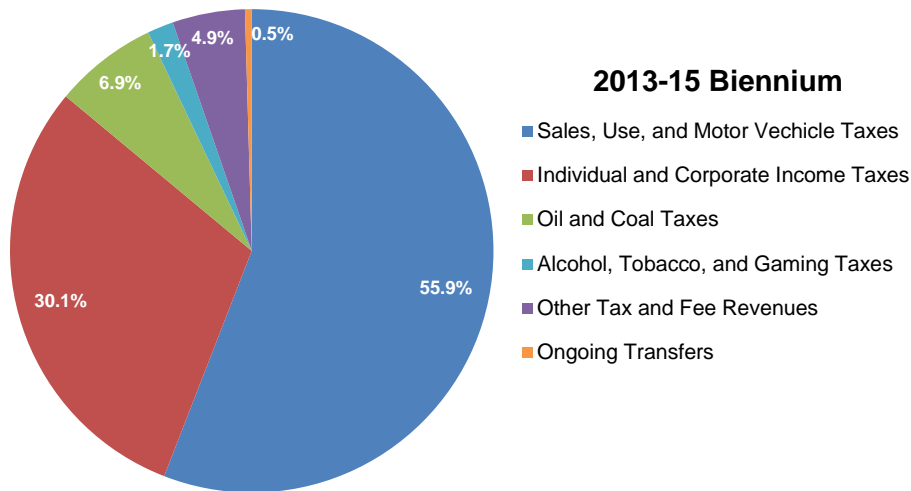
### MAJOR SOURCES OF ONGOING GENERAL FUND REVENUES - 2003-05 AND 2009-11 BIENNIUMS

The schedules below provides information on ongoing general fund revenues by major source for the 2003-05 biennium and the 2009-11 biennium.



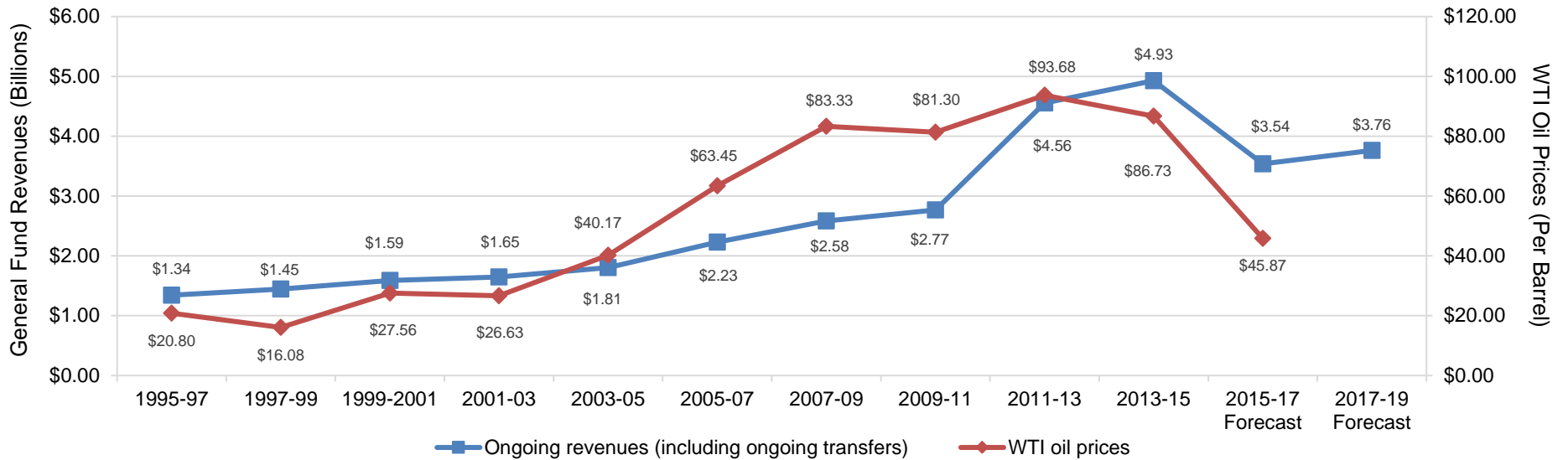
### MAJOR SOURCES OF ONGOING GENERAL FUND REVENUES - 2013-15 AND 2017-19 BIENNIUMS

The schedules below provides information on ongoing general fund revenues by major source for the 2013-15 biennium and the 2017-19 biennium forecast.



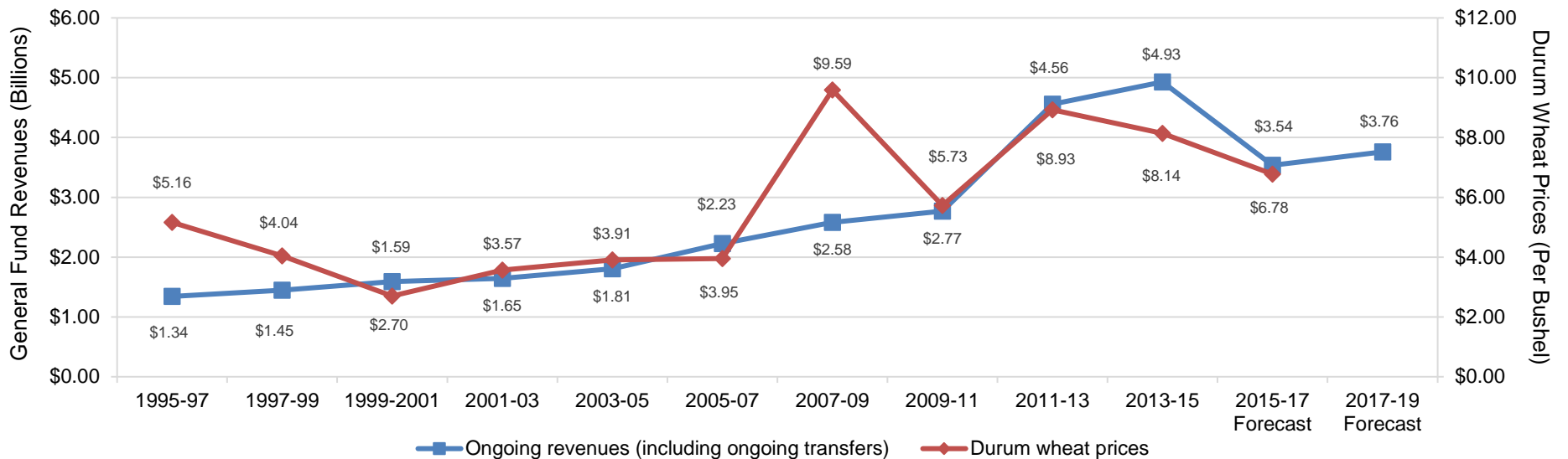
### ONGOING GENERAL FUND REVENUES AND WEST TEXAS INTERMEDIATE OIL PRICES

The schedule below provides information on ongoing general fund revenues, including ongoing general fund transfers, and West Texas Intermediate (WTI) oil prices for the 1995-97 biennium through the 2017-19 biennium forecast.



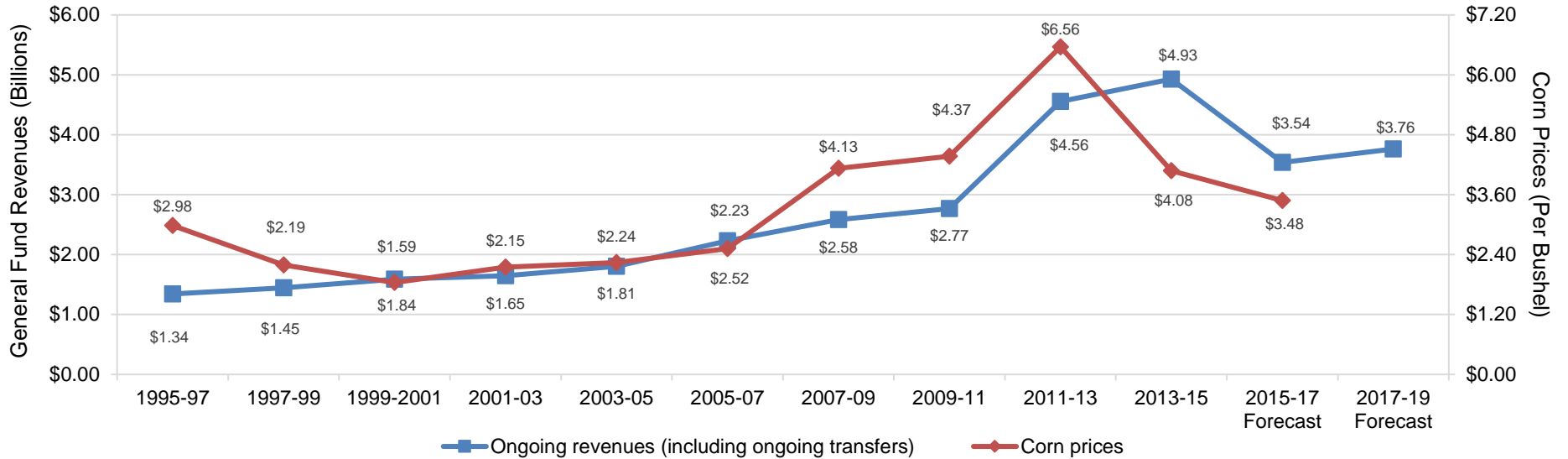
### ONGOING GENERAL FUND REVENUES AND DURUM WHEAT PRICES

The schedule below provides information on ongoing general fund revenues, including ongoing general fund transfers, and national durum wheat prices for the 1995-97 biennium through the 2017-19 biennium forecast.



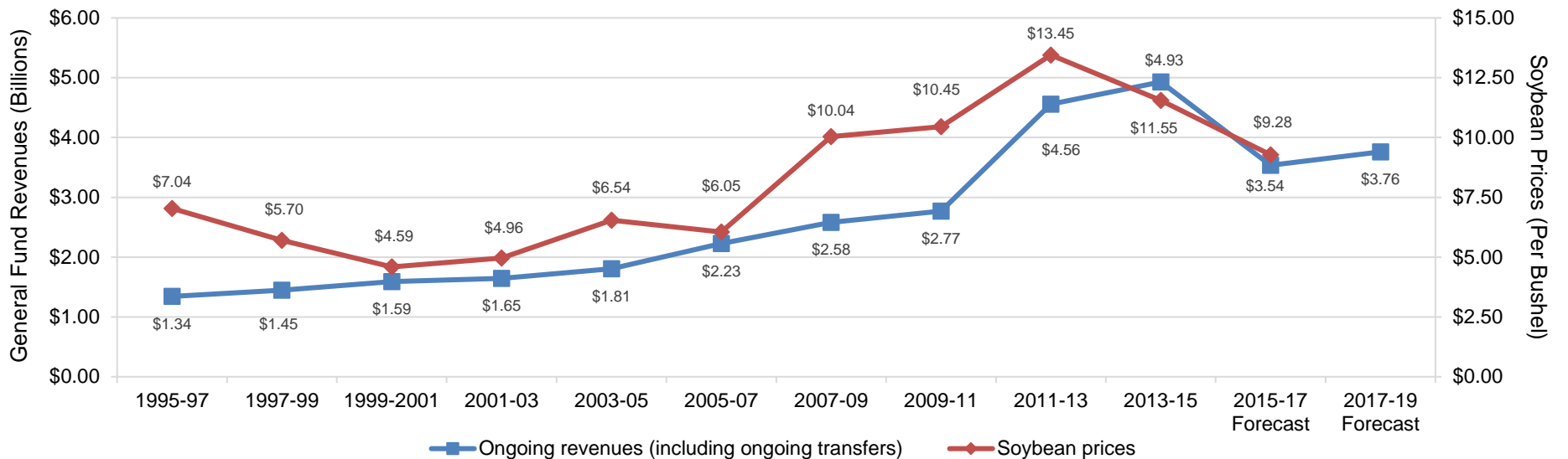
### ONGOING GENERAL FUND REVENUES AND CORN PRICES

The schedule below provides information on ongoing general fund revenues, including ongoing general fund transfers, and national corn prices for the 1995-97 biennium through the 2017-19 biennium forecast.



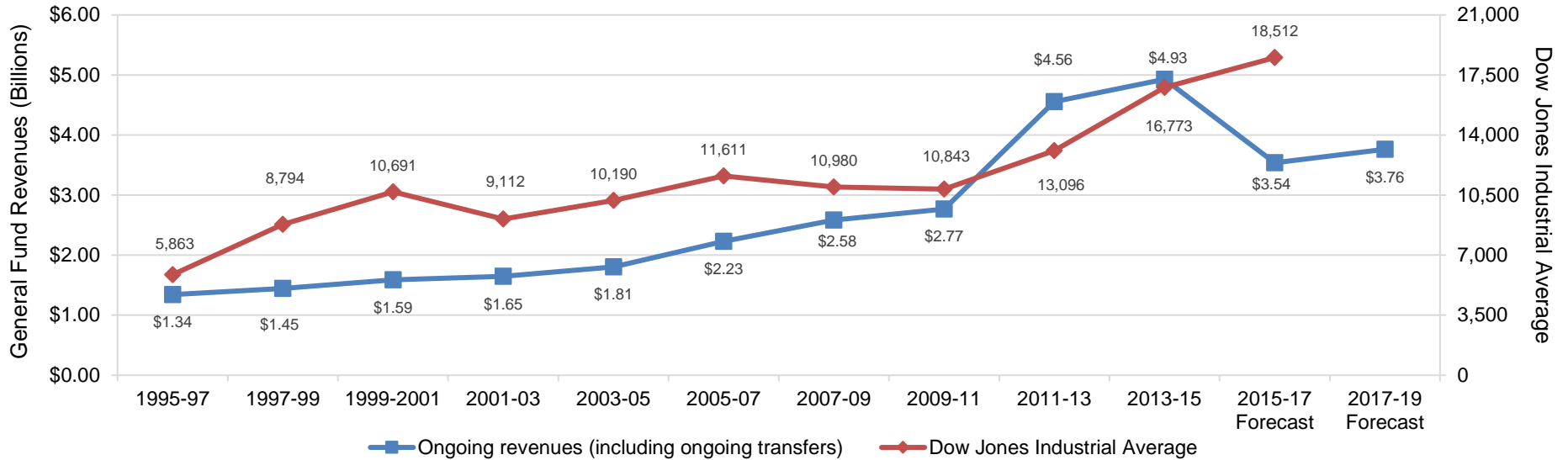
### ONGOING GENERAL FUND REVENUES AND SOYBEAN PRICES

The schedule below provides information on ongoing general fund revenues, including ongoing general fund transfers, and national soybean prices for the 1995-97 biennium through the 2017-19 biennium forecast.



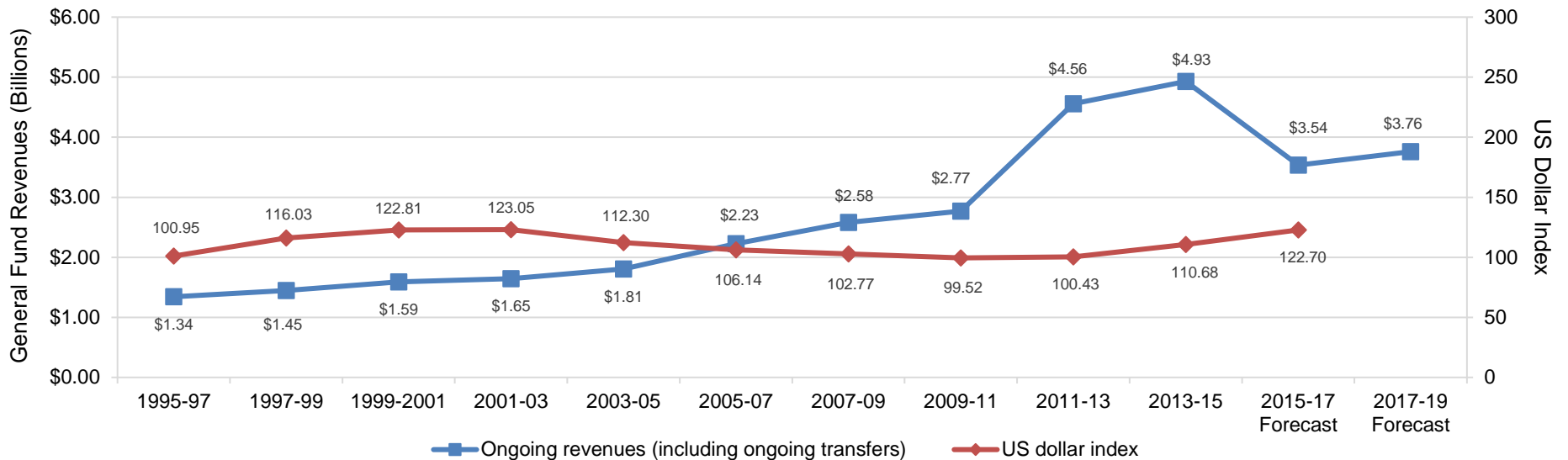
### ONGOING GENERAL FUND REVENUES AND THE DOW JONES INDUSTRIAL AVERAGE

The schedule below provides information on ongoing general fund revenues, including ongoing general fund transfers, and the Dow Jones Industrial Average (stock market index) for the 1995-97 biennium through the 2017-19 biennium forecast.



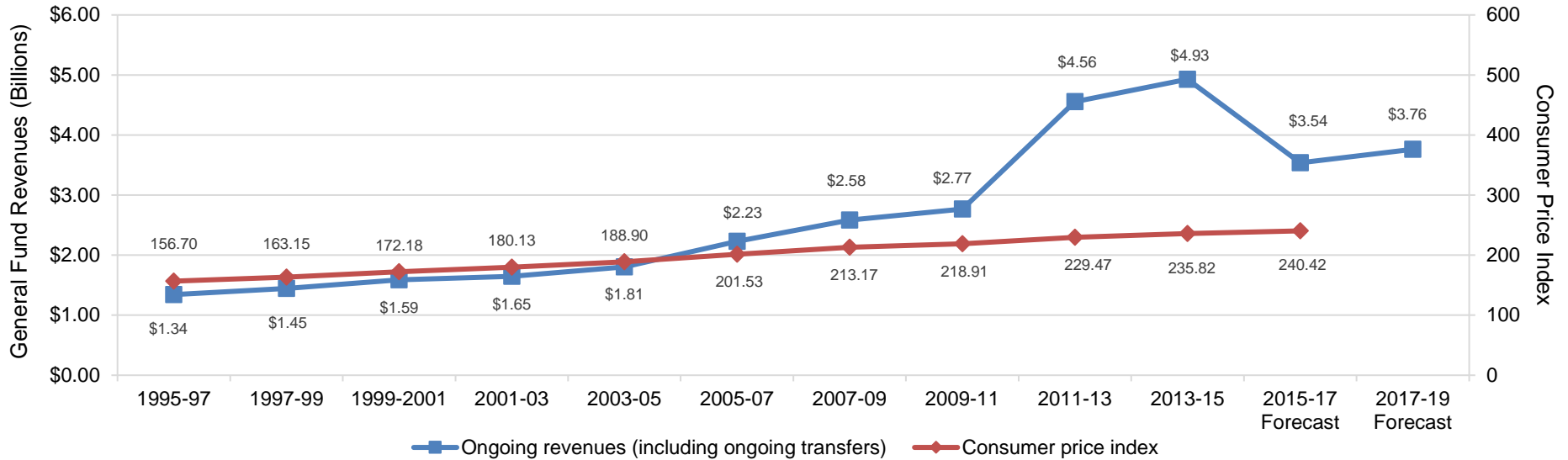
### ONGOING GENERAL FUND REVENUES AND THE US DOLLAR INDEX

The schedule below provides information on ongoing general fund revenues, including ongoing general fund transfers, and the US dollar index for the 1995-97 biennium through the 2017-19 biennium forecast.



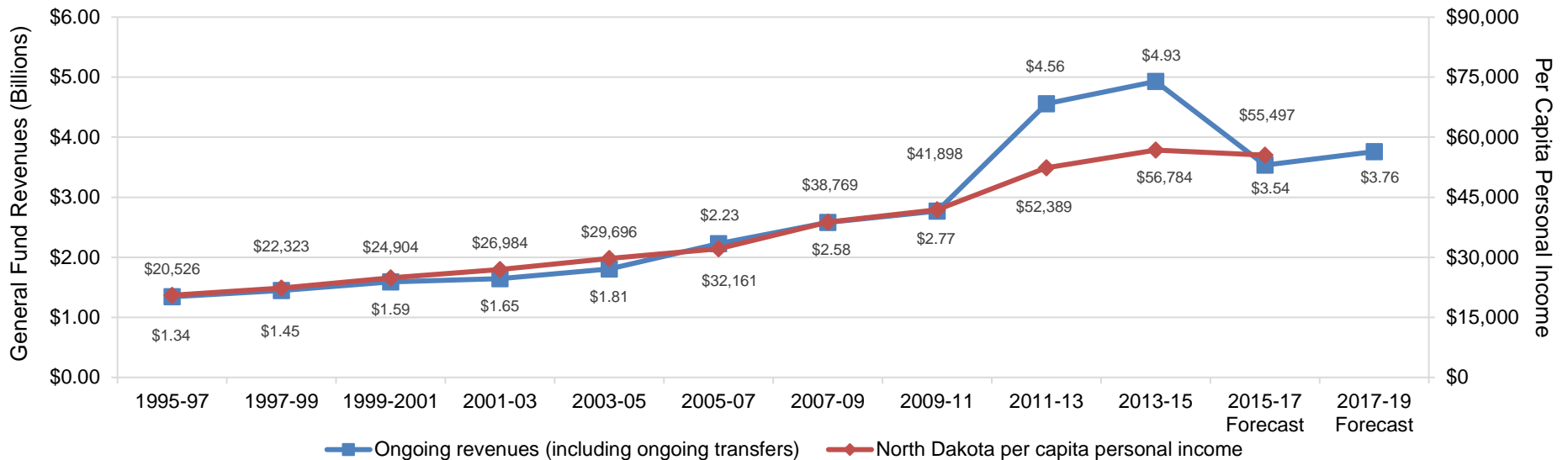
### ONGOING GENERAL FUND REVENUES AND THE CONSUMER PRICE INDEX

The schedule below provides information on ongoing general fund revenues, including ongoing general fund transfers, and the consumer price index for the 1995-97 biennium through the 2017-19 biennium forecast.



### ONGOING GENERAL FUND REVENUES AND NORTH DAKOTA PER CAPITA PERSONAL INCOME

The schedule below provides information on ongoing general fund revenues, including ongoing general fund transfers, and North Dakota per capita personal income for the 1995-97 biennium through the 2017-19 biennium forecast.



## NOTES

- **Ongoing general fund revenues** - Includes general fund tax and fee revenues, transfers of Bank of North Dakota profits, transfers of Mill and Elevator Association profits, lottery transfers, gas tax administration transfers, and legacy fund transfers.
- **One-time general fund revenues** - Includes the beginning balance, all remaining transfers, and other sources of revenue to the general fund.
- **West Texas Intermediate oil prices** - Reflect the average of the monthly average price for the 24-month period beginning in June.
- **Durum wheat prices** - Reflect the average of the national marketing year prices for the 2-year period beginning in June.
- **Corn prices** - Reflect the average of the national marketing year prices for the 2-year period beginning in September.
- **Soybean prices** - Reflect the average of the national marketing year prices for the 2-year period beginning in September.
- **Dow Jones Industrial Average** - Reflects the average of the monthly average adjusted closing price for the 24-month period beginning in July.
- **US dollar index** - Reflects the average of the annualized foreign exchange value of the US dollar against the currencies of a broad group of US trading partners, including the United Kingdom, Canada, Japan, Australia, and Russia, for the 2-year period beginning in January and ending in December.
- **Consumer price index** - Reflects the average of the monthly figures for the change in the prices of goods and services paid by urban consumers for the 24-month period beginning in July.
- **North Dakota per capita personal income** - Reflects the average of the annual per capita personal income values for North Dakota for the 2-year period beginning in January.

## SOURCES

- **West Texas Intermediate oil prices** - United States Energy Information Administration - [eia.gov](http://eia.gov).
- **Durum wheat prices** - United States Department of Agriculture - [ers.usda.gov](http://ers.usda.gov).
- **Corn prices** - United States Department of Agriculture - [ers.usda.gov](http://ers.usda.gov).
- **Soybean prices** - United States Department of Agriculture - [ers.usda.gov](http://ers.usda.gov).
- **Dow Jones Industrial Average** - Yahoo Finance - [finance.yahoo.com](http://finance.yahoo.com).
- **US dollar index** - Federal Reserve Bank of St. Louis - [fred.stlouisfed.org](http://fred.stlouisfed.org).
- **Consumer price index** - Federal Reserve Bank of St. Louis - [fred.stlouisfed.org](http://fred.stlouisfed.org).
- **North Dakota per capita personal income** - Bureau of Economic Analysis - [bea.gov](http://bea.gov).