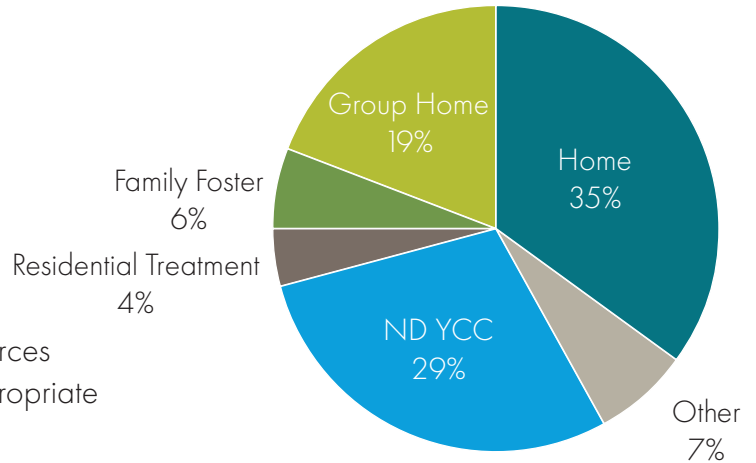


## DIVISION OF JUVENILE SERVICES

During the first year of this biennium, over **800** individual youth received supervision and services.

Currently, **71%** of youth are served in a level of care other than the Youth Correctional Center (YCC).

An analysis of risk and need guides distribution of resources and services. Following a thorough assessment, the appropriate placement setting is determined.



## 844 Youth Supported Annually\*

### Agency Custodial Services

- 215 Committed Youth

### Non-Custodial Services (YCC)

- 82 Detention Placements
- 5 BOP/Tribal Placements

### Community Therapeutic Services

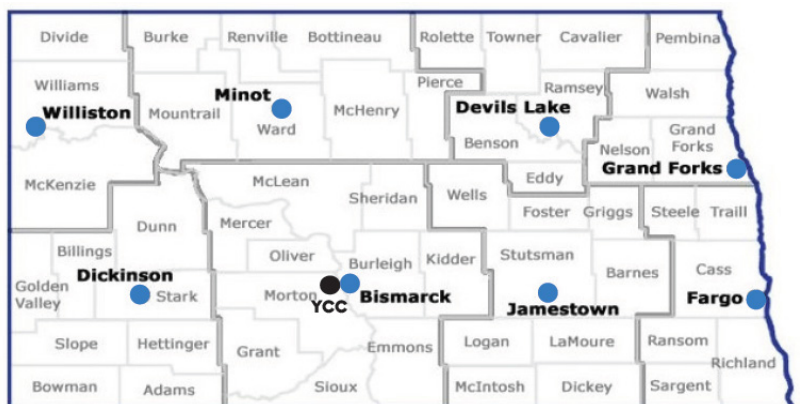
- 120 Day Treatment
- 124 Number of Youth for Intensive In-Home\*
- 460 Family Members Impacted by Service\*

### Interstate Compact

- 298 Compact Transactions

\* Data reflects July 1, 2019 - June 30, 2020. Family therapy includes the whole family receiving the service.

The Division of Juvenile Services operates eight regional offices and one Youth Correctional Center.



## ADMINISTRATIVE SERVICES

This work unit provides administration for several statewide programs. The Interstate Compact for Adult Offenders manages individuals on supervision who wish to relocate to another state. The Crime Victims Compensation (CVC) Program assists eligible crime victims with payment of medical and death benefits of up to \$25,000. The Federal Victim of Crime Act (VOCA) and State Crime Victim Assistance (CVA) grants are distributed to sub-recipients throughout the state to assist crime victims with needed services. This work unit also provides management of the DOCR's Case Planning Committee, which is responsible to create initial case plans for new arrival residents.

CVC & Grants	FY 18/19	FY 19/20	Interstate Compact
Number of applications for Crime Victim's Compensation	462	380	Avg. monthly incoming (to ND) case load <b>2019: 608    2020: 534</b>
Average amount paid to victims per case	\$551	\$761	Avg. monthly outgoing (to ND) case load <b>2019: 608    2020: 534</b>
Number of Federal VOCA pass through grants	43	54	
Average Federal VOCA grant sub-award	\$80,256	\$114,355	

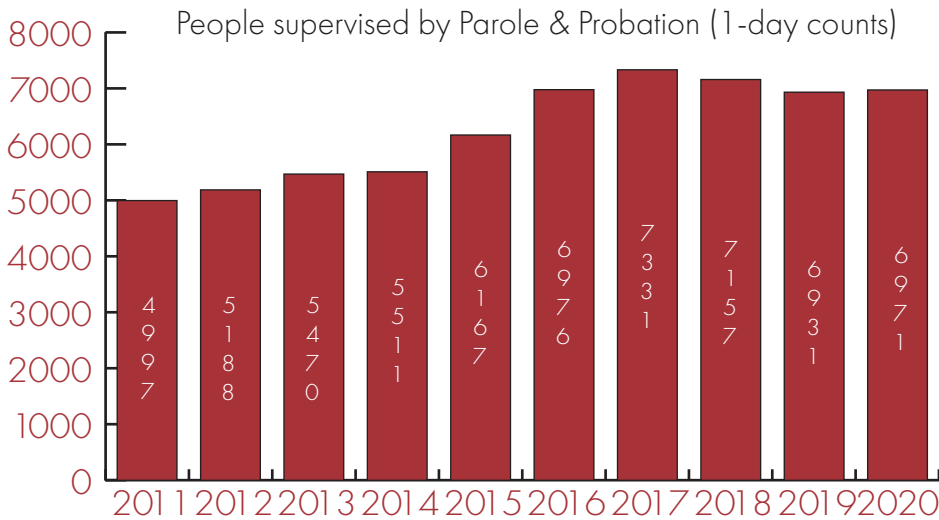
## TRANSITIONAL PLANNING SERVICES

Transitional Planning Services (TPS) provides administrative support for Parole Board and the Pardon Advisory Board, develops Sentencing Reports based on Levels of Service Inventory-Revised, handles male classification, prison discharge coordination, mental health release and integration planning, and victim services, is the central coordination of all resident transportation, and provides legal records. TPS has been able to provide support planning for implementation of revised or new correctional programs, policies, and services and has effective and consistent management of parole and probation violations.

- Completed approximately **1,100** sentencing reports
- Conducted over **1,101** initial classifications and development of case plans
- Coordinate discharge of over **1,800** residents
- Prepared over **1,983** cases for action by the Parole Board and execute the board's actions
- Approximately **9** out of **10** residents discharged receive some transition services through a transitional facility or parole and probation supervision. Over **950** parole plans were sent out to parole officers for investigation.
- Assisted in developing interventions for over **1,900** instances where people committed violations of parole or probation
- Transported over **2,200** residents annually throughout ND and the United States
- The North Dakota Parole Board is paroling approximately **80%** of the cases reviewed by the board. Parolees are successfully completing their period of parole supervision at a rate of approximately **76%**.

## PAROLE AND PROBATION SERVICES

Parole and Probation Services provides supervision for people on parole, supervised probation, community placement, community civil commitment, and pretrial in the community. Officers and support staff are trained to use Core Correctional Practices that research has shown to positively change people's behavior and lead to a reduction in recidivism. Parole and Probation Officers are sworn peace officers with law enforcement responsibilities and skills to enforce the terms of supervision and uphold the law.



Note: One-day count taken Jan. 1st of each year

**6,613** individuals  
**4,856** men **1,757** women

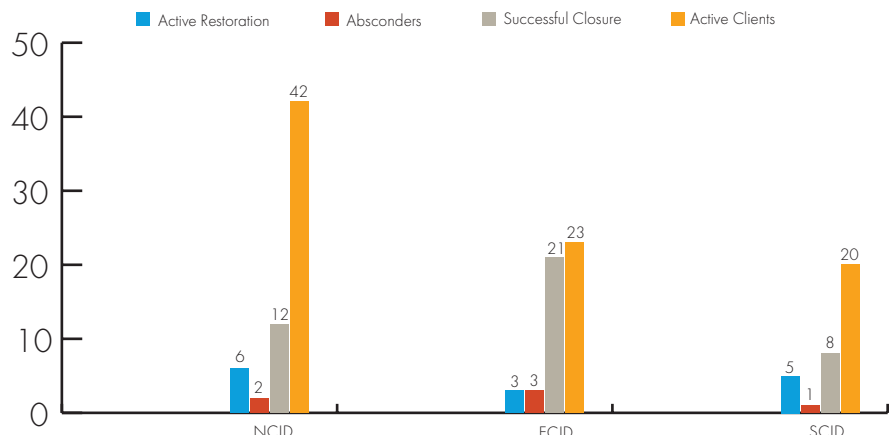
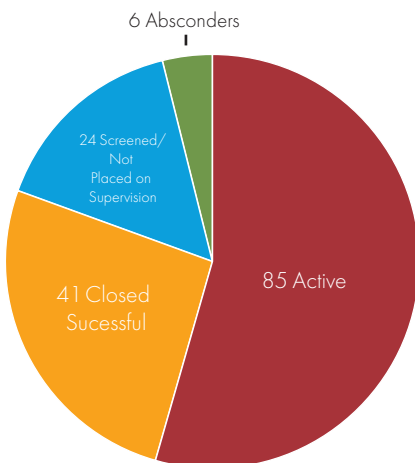
**81** individuals daily on GPS

**66** individuals daily with SCRAM

Completed **149** Pre-Sentence Investigations in 2019-2020

\*data as of 12/31/20


- Collaborated with the Division of Juvenile Services community supervision staff to supervise Emerging Adults (18-24 year-olds) in the Fargo and Grand Forks Districts in an effort to capitalize on the knowledge and experience of DJS staff, improve outcomes for that demographic and reduce caseload sizes.
- Planned and successfully launched Pretrial Services pilot sites on July 1, 2020 in the North Central Judicial District, South Central Judicial District, and the East Central Judicial District.



\*The clients "under active revocation" have not missed a court date yet, but have failed to comply with a contact standard. "Absconders" are also in "active revocation" so some defendants occupy both categories. Data as of 12/02/2020.

## FACILITIES

**The North Dakota State Penitentiary (NDSP)** is the maximum custody prison housing male residents. The facility is comprised of seven housing units split in three categories to include specialized, general, and preferred housing units.



**Pre-COVID** capacity: 779; **COVID** capacity: 650


**1,698**

Individuals received, assessed and provided orientation from July 1, 2019 – October 31, 2020

**698**

Average daily resident population at NDSP from July 2019 – October 2020

**The James River Correctional Center (JRCC)** is the medium security prison housing males. JRCC is located adjacent to the North Dakota State Hospital (NDSH) in Jamestown. In July 2019, JRCC assumed operations of the former Men's Tompkins Program building from NDSH. This building is now called the James River Minimum Unit (JRMU). In addition to the general housing units, JRCC operates the Special Assistance Unit (SAU).



**Pre-COVID** capacity: 497; **COVID** capacity: 419

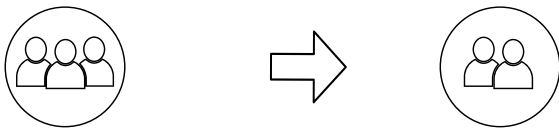
**491**

Average daily resident population at JRCC from July 2019 – March 2020

**419**

Average daily resident population at JRCC in response to COVID-19

**Transitional Facilities** oversees all minimum custody housing facilities for the state's resident population. This includes the operation of the Missouri River Correctional Center (MRCC), a minimum custody prison in Bismarck, the oversight of all contracted transitional facilities across the state, and the Office of Facility Inspections.



**Pre-COVID** MRCC capacity: 187; **COVID** MRCC capacity: 108

**654**

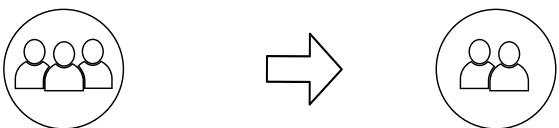
Individuals admitted to MRCC from July 1, 2019 - November 30, 2020

**152**

Average daily resident population at MRCC from July 2019 - October 2020

## WOMEN'S SERVICES

Dakota Women's Correctional Rehabilitation Center (DWCRC) is a 126-bed contracted women's prison located in New England consisting of all custody levels and a women's orientation unit. In addition to housing women at DWCRC, the DOCR contracts with transitional facilities across the state to house and provide programming to minimum-security women.



**Pre-COVID** DWCRC capacity: 126; **COVID** DWCRC capacity: 90

**301**

The number of women residents received as new arrivals for fiscal year 2019

**236**

The number of women residents received as new arrivals for fiscal year 2020

**127**

The number of women residents on June 30, 2020

**207 | 196**

Avg. daily **overall** population in 2019 vs. 2020

**123 | 108**

Avg. daily **DWCRC** population in 2019 vs. 2020

## BEHAVIORAL HEALTH

The purpose of the Behavioral Health Department is to provide comprehensive mental health and substance use disorder services to incarcerated persons and those participating in community supervision. Staff provide assessment services, group and individual therapy, and crisis support with the goal of helping people create positive change and build healthy, prosocial lives.

\*All data as of 12/4/2020

### FREE THROUGH *Recovery*

Community-Based Behavioral  
Health Services:  
Free Through Recovery

**956** current participants • **40** different provider agencies

More than **2,800** unique participants since Feb. 1, 2018

**68.3%** met at least 3 out of 4 positive outcomes

**72%** assessed as posing a moderate-high or high risk for recidivism

**45%**  
report co-occurring mental  
health and substance use  
disorders

**44%**  
report a substance use  
disorder

**10%**  
report a mental health  
concern

**85%** in prison referred for substance use disorder treatment

**24%** in prison have a serious mental health diagnosis

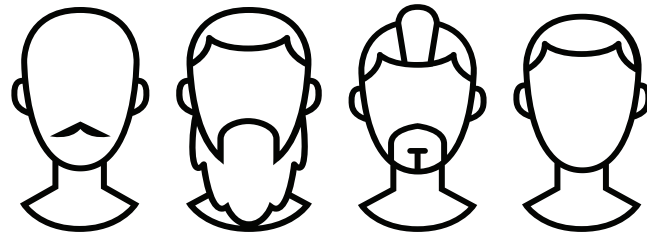
**554** completed substance use treatment

**567** completed Thinking for a Change

**76** completed Conflict Resolution Program

**38** completed Sex Offender Treatment

**125** completed domestic violence offender treatment



Facility-Based Behavioral Health Services:  
Men

The behavioral health team completed **1,876** crisis assessments with men who expressed risk for suicide, displayed concerning mental health symptoms, or expressed risk for violence



Facility-Based Behavioral Health Services:  
Women

**95%** admitted to DWCRC referred for substance use disorder treatment

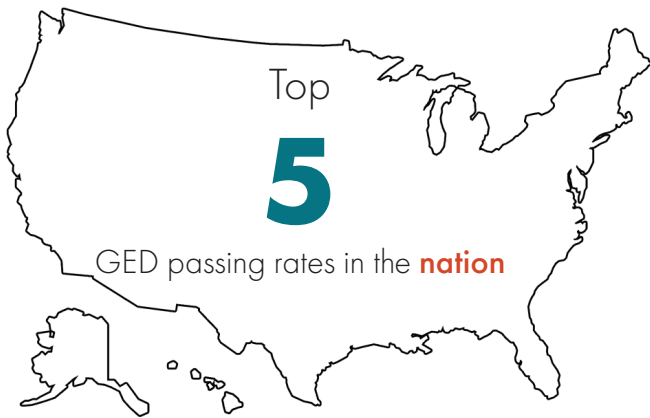
**47%** admitted to DWCRC have a serious mental illness diagnosis

**129** completed substance use treatment

**42** completed Thinking for a Change in 2020

## EDUCATION DEPARTMENT

This division exists to provide educational services to residents at the North Dakota State Penitentiary, James River Correctional Center, Missouri River Correctional Center, and the Youth Correctional Center. All facilities are accredited Adult Learning Centers, GED Testing Sites, and the ND Youth Correctional Center is a fully accredited Middle and High School through Cognia and the Department of Public Instruction.



Post-secondary services through  
**Ashland University** and added  
 industrial certifications in:

- ServSafe
- Flagger
- OSHA-10

Mandated Programming: GED, Adult Basic Education, and High School Diploma Earners

**211**

GED graduates at  
 JRCC, MRCC, NDSP

**1,103**

Adult Students served  
 seeking a HS diploma  
 or GED

**11**

GED juvenile  
 graduates

**18**

HS diplomas for  
 juveniles

**2**

HS diplomas for  
 adults

**516.75**

Total HS credits  
 earned for juveniles

**24**

GED graduates at  
 DWCRC

**24**

GED graduates  
 deemed college  
 ready

**5**

Exams earned college  
 credit

Special Education  
 & Accommodations

YCC students arrive on  
 average reading 4.7  
 grades behind  
 Approx. 34% have special  
 education needs  
 60% have an Emotional  
 Disorder

Specialty Statistics

32 ND school districts  
 served out of 178 at YCC  
 Top districts: Bismarck  
 (35), Fargo (13),  
 Dickinson (11), Grand  
 Forks (10), Mandan (6),  
 Wahpeton (5)

Division of Adult  
 Services

1,448 students enrolled  
 in elective job training  
 courses  
 78 students enrolled in  
 post-secondary education

Library

YCC total patrons  
 7/1/18-11/30/2020:  
 4,913  
 DAS (3 libraries) total  
 patrons per year: 49,982  
 (JRCC, MRCC, NDSP)

## ROUGH RIDER INDUSTRIES

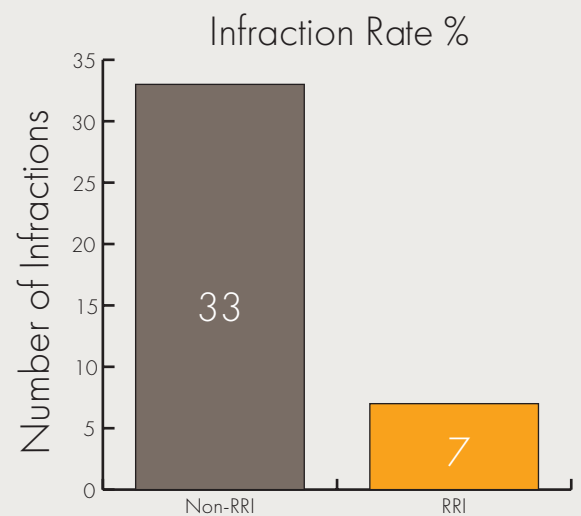
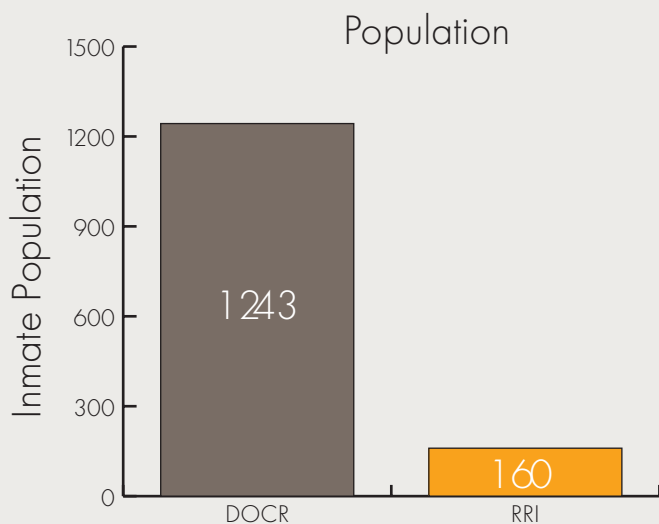
Rough Rider Industries' (RRI) program objective is to provide adults in custody the opportunity to develop work skills that increase their chances of obtaining meaningful employment upon reentry. RRI provides training and learning opportunities in a variety of skill sets and trades, while utilizing the latest manufacturing technologies and production equipment. Manufacturing Industries at RRI include furniture, seating, upholstery, CAD and graphic design, signs, license plates, laser cutting and engraving, metal fabrication, sandblasting, wet or powder paint, sewing and garment, plastic bags, welding, sandbagging, livestock care, and commissary.

**13%**

The total resident population employed at DOCR facilities. Compares favorably to the national average of **7.9%** of residents employed in correctional industrial programs.

**7%**

The total percentage of those enrolled in the RRI program who commit some type of rules violation compared to **33%** of non-RRI residents.



### Examples of RRI products



Masks



Floor graphics



Vaccine carrier

## CENTRAL OFFICE

**Staff Development** exists to provide training services to staff at North Dakota State Penitentiary, James River Correctional Center, Missouri River Correctional Center, and administration at Central Office.



Provides up to 40 hours of orientation training, 56-160 hours of pre-service training and 16-75 hours of annual in-service training

**National Institute of Corrections:**  
 2020 - 302 users  
 4,177.30 hours



During 2019 and 2020 the DOCR has provided training to 262 new employees

**PeopleSoft:**  
 2020 - 583 users  
 19,553.95 hours



All hours required for uniformed staff to instruct off shift is overtime. 2019-2020 = 2,716.05 hours. As of December 2020, it has passed 2019's hours by 507 hours.

**Core Correctional Practices** exists to provide training, assessment, and coaching services to staff at the North Dakota State Penitentiary, James River Correctional Center, Missouri River Correctional Center, Dakota Women's Correctional and Rehabilitation Center, Parole and Probation, six DOCR contracted facilities, and the Department of Juvenile Services.

**Effective Practices in Community Supervision (EPICS)** is a program developed by the University of Cincinnati Corrections Institute and implemented in 2018. The purpose of the EPICS model is to teach probation and parole officers and institutional case managers how to apply the principles of effective intervention (and core correctional practices specifically, including relationship skills) to supervision practices. The DOCR trained 155 staff in the model and 9 staff as train the trainers. The initial training is 24-hours in classroom training with five months of follow up observations and 2-hour coaching sessions each month. The train the trainers have 40-hours of in classroom training, 24-hour training of staff and five months of follow up observations, including providing individual feedback and five 2-hour coaching sessions. Ongoing, there is 2-hour quarterly trainings for staff and supervisors.

**Corrections Program Checklist:** The Evidence-Based Correctional Program Checklist (CPC) is a tool developed by the University of Cincinnati Corrections Institute for assessing correctional intervention programs. The CPC is designed to evaluate the extent to which correctional intervention programs adhere to evidence-based practices including the principles of effective intervention. Four facilities were assessed.

**The Human Resources Division** is responsible for oversight, development, and management of human resources activities within the DOCR. As of November 2020, there were 899.79 authorized fulltime equivalent positions and 124 employees in temporary positions, many working full-time hours. HR hired 239 new employees in 2019 and 236 in 2020.

## TURNOVER:

From January 2019 through November 2020, **8.9%** of all DOCR turnover was due to retirement. During that same timeframe, **26.3%** of all DOCR turnover was due to employees leaving for other employment, with an additional **24.9%** resigning without providing a clear reason. Turnover rates for front-line security positions average **more than 30%**, with Security Officers at **62.5%** for 2020. The DOCR competes with regional jails and other law enforcement agencies and **more than 26%** of DOCR turnover in 2020 was due to employees accepting other employment. Registered Nurse, Licensed Practical Nurse, and Direct Care Associate classifications was **43.8%** for 2020, with Direct Care Associates, which are relatively low paid health care jobs, at **80% turnover**.

**Recidivism:** Our new public dashboard, built with Recidiviz, designed to answer basic questions that citizens might have about the North Dakota corrections system and provide state-level data and insights to the public. The data includes sentencing, prison, probation, parole, and racial disparities. Visit the dashboard at [dashboard.docr.nd.gov/us\\_nd/overview](https://dashboard.docr.nd.gov/us_nd/overview).



## CENTRAL OFFICE

The DOCR medical divisions deliver a constitutional standard of healthcare to individuals sentenced to all five facilities and the structure consists of a Physician (State Correctional Health Authority), Medical Director, Physician Assistants, a Clinical Nurse Specialist, nurses, Certified Medical Assistants, a Dentist, and a centralized pharmacy for all facilities including DWCRC and the Burleigh Morton Detention Center.

### ND Youth Correctional Center

- Primary Care
- Nursing Care
- Dental Care
- Psychiatric Care

### Missouri River Correctional Center

- Primary Care
- Nursing Care
- Dental Care at NDSP
- Psychiatric Care
- Medication Assisted Treatment

### ND State Penitentiary

- Infirmery Care
- Primary Care
- Nursing Care
- Dental Care
- Psychiatric Care
- Medication Assisted Treatment

### James River Correctional Center

- Infirmery Care
- Primary Care
- Nursing Care
- Dental Care
- Psychiatric Care via telemedicine

	NDSP	MRCC	JRCC
Doctor Visits 2019	4,402	1,759	2,637
Doctor Visits 2020	3,975	543	2,094
Dental Visits 2019	2,111 *		
Dental Visits 2020	1,288*		
Psych Visits 2019	1,214	178	889
Psych Visits 2020	2,040	95	895
Nurse Visits 2019	11,138	1,172	6,548
Nurse Visits 2020	11,979	1,056	6,926
Prescription Fills Total 2019	51,914*		
Prescription Fills Total 2020	39,033*		

\*This covers all facilities

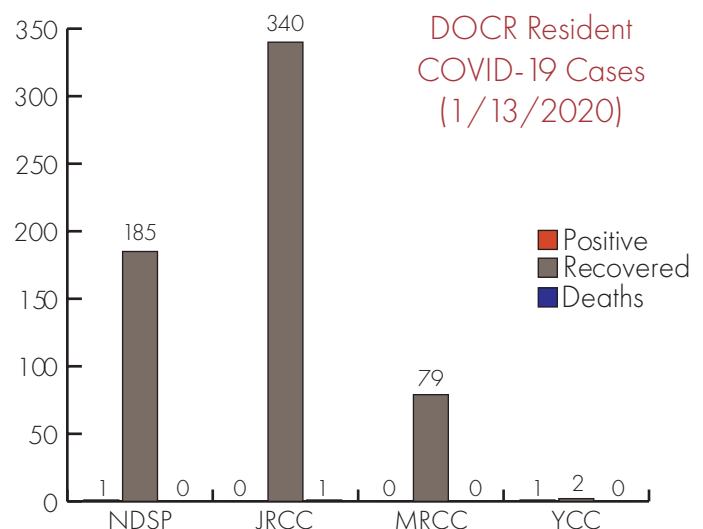
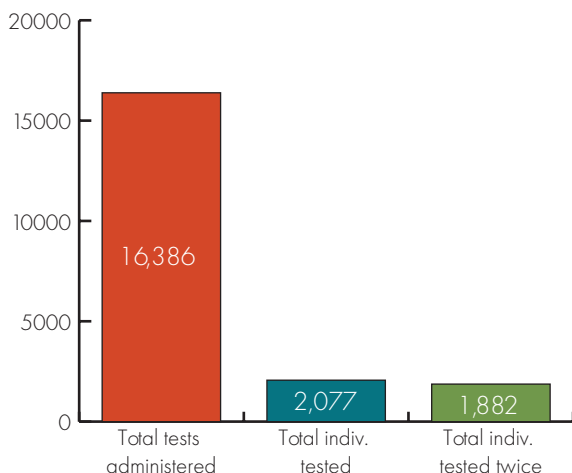
53

Total number of residents treated for Hepatitis C 2019 - November 2020

53

Total number of residents treated with Methadone 2019 - November 2020

COVID-19 Analysis of Resident Testing of all DOCR facilities May 1, 2020 - December 31, 2020



## CENTRAL OFFICE

**Fiscal Services** provides warehousing, purchasing, grants and contracts, accounts payable and accounts receivable, fixed assets, and resident account services for the entire DOCR.




**300**

contracts at any given time



**\$20M**

managed in grant funds



**>1,500**

resident accounts managed and oversee 7,500 active supervision fee accounts



**\$6M**

per biennium billed to offenders, averaging 30% collection rate



**150**

state purchasing cards averaging \$600,000 each month

**The I.T. Division** provides state-wide support for day-to-day tasking in supporting the operational readiness of numerous systems. The I.T. Division's wide scope of responsibility encompasses everything from supporting state license plate printing to health care systems. The I.T. Division provides Help Desk Support and Troubleshooting and equipment installation and repair, among many other services.

**3,400**

Help Desk Support Tickets per year

**1,800**

LRU's (Line Replacement Units) provided with equipment asset management

**800**

security cameras maintained and managed

**The Physical Plant Services Division** is responsible to provide a safe and secure living environment for all of the individuals that have been committed into any one of the four state-funded facilities. The maintenance staff also supervise resident workers daily to assist in building maintenance, laundry operations, grounds care, small remodeling projects, and heating plant operations. This program provides the worker the opportunity to learn a trade or to spark an interest into what they would like to do for a living after their release.

Building	NDSP	Year built	Sq. Ft.	Building	Year built	Sq. Ft.	Building	MRCC	Year built	Sq. Ft.	Building	Year built	Sq. Ft.
Education		1990	8,200	Lift Station	1952	300	Dorm Building		1991	22,250	Carpenter/Elec.	1964	4,000
DOCR Building		2012	25,510	Building A	1982	34,000	Carpentry/ICAP		1940	1,280	Centennial Hall	1988	9,800
Power Plant		1982	16,554	Building B	1982	16,000	Water Works/Pump House		1974	480	Chapel Building	1964	4,872
Chiller Building		1982	1,974	Building C	1982	6,000	Treatment/Couns.		1982	3,075	Gym/Swimming Pool	1999	20,314
Warehouse		2012	15,300	Showroom (RRI)		9,600	Kitchen/Dining		1982	4,808	Heating Plant	1922	10,338
MTU Building		1981	11,000	Dairy Barn	1928	14,400	Maint. Shop		1942	4,000	Hickory Cottage	1955	17,820
Visitation		1987	1,680	<b>JRCC</b>			RRI Welding/Spray		1962	1,280	Main./Motorpool	1957	4,620
Laundry/Storage		1990	2,880	Administration	1966	41,380	Managers Garage		1943	500	Maple Cottage	1952	7,392
Food Service		1990	23,000	ET Housing	1936	87,530	Weight Rm./Welding		1975	2,400	Pine Cottage	2001	13,905
West Cell House		1960	43,000	Amusement Hall	1924	15,210	Library		1940	648	Root Cellar	1926	8,576
South Unit		1987	13,752	Inmate Dining Rm.	1925	29,700	Welding Storage		1962	225	Superint. House/DJS	1980	2,800
North Unit		1987	41,840	Kitchen	1966	24,250	Vo-ed Auto		1969	2,400	Ice House	1,925	1,484
Mandan St./Dairy Barn		1926	15,000	Laundry	1938	19,600	RRI Repair Shop		1984	1,280			
Veh. Mach. Stor.		1926	4,000	Forensic (SAU)	1979	27,890	RRI Metal Works		1998	19,00			
Med., Ori., Gen., Seg.		2012	158,779	Inside Maint. Shop	1999	2,000	Managers Stor.		1991	12,835			
Programs/Training		1990	25,000	RRI	1999	11,250	Transitional Hous.		2015	5,400			
Administration		1956	37,330	Outside Maint. Shop	1915	14,210	Trns. Hous. Day Rm.		2015	1,440			
Recreation Bldg.		1990	9,720	General Store	1987	27,100	<b>YCC</b>						
Lndry/Shower/Mech		1987	9,616	Front Gate	2000	1,092	Admin./School		1961	30,827			
South Tower		2012	434	JRMU	1956	26,000	Building Trades		1981	17,200			
East Tower		1983	400	Edu. (programs bld)	2005	3,080	Brown Cottage		1963	6,507			